

Name: Choice Dry Bag Blue and Choice Dry Bag Green Bags

Product Code: CDBAGxxxB, CDBAGxxxG

Name of Manufacturer:



### Intended Use

Key Surgical Choice Dry Bag Blue and Choice Dry Bag Green Bags are single use, nonwoven, autoclavable bags which are designed to be used as outer sterilisation wraps in sterile barrier systems.

Choice Dry Bag Blue and Choice Dry Bag Green Bags are intended to be used by professional healthcare personnel working in sterile services (or similar) departments.

### Single Use

Choice Dry Bag Blue and Choice Dry Bag Green Bags are single use only.

### Sterilisation Compatibility

Choice Dry Bag Blue and Choice Dry Bag Green Bags are compatible only with steam and ETO sterilization processes.

### Storage Conditions

It is recommended that Choice Dry Bag Blue and Choice Dry Bag Green Bags are stored at 10-35°C, 20-80%RH. If this is not possible, it should be prevented from getting wet or from being exposed to high temperatures (>40degC).

### Precautions

Choice Dry Bag Blue and Choice Dry Bag Green Bags should be stored away from any sources of ignition.

Choice Dry Bag Blue and Choice Dry Bag Green Bags should not be used in H2O2/Plasma sterilization processes

### Disposal


Unused Choice Dry Bag Blue and Choice Dry Bag Green Bags can be disposed of in the plastic recycling stream.

Used Key Surgical Cover Bags and Transportation Cover Dry Bags should be disposed of by considering possible microbial contamination. The user should reference their own procedures in this matter.

How to Use Key Surgical Cover Bags and Transportation Cover Dry Bags

1) Wrap the basket or tray containing the medical devices to be sterilized in inner barrier sterilization Wrap

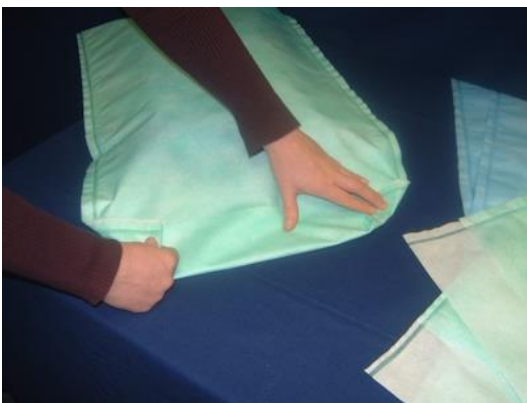
2) Place the Wrapped basket or tray inside the Bag:



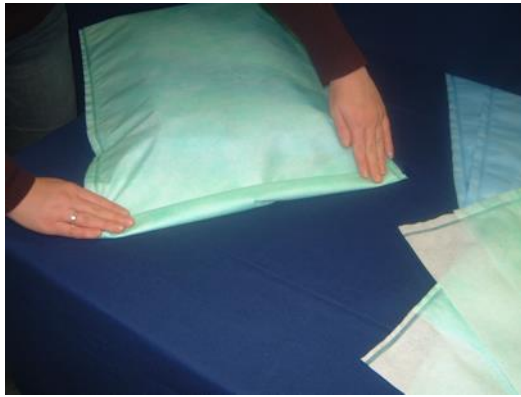
3) Fold over the lip of the bag:



4) Fold-over each edge of the Lip of the Bag:



5) Fold-over the Lip 3 times:



6) Place Autoclave tape over end:

