

Name: Corner and Feet Protectors

Product Codes: CC001, CC002, H-CC001, H-CC002

Name of Manufacturer:



Intended Use

The intended use of Corner and Feet Protectors is as protection for sterilisation wrap against damage caused by the corners of metal sterilisation baskets. The CC001 Card variety is the standard variant. The CC002 crepe variety is intended for use by customers who experience excessive condensation during steam sterilisation.

Corner and Feet Protectors are intended to be used by professional healthcare personnel working in sterile services (or similar) departments and are single-use only.

Sterilisation Compatibility

Corner and Feet Protectors are suitable for use in steam (up to 137°C) and ethylene oxide sterilisation processes. They are not suitable for use in plasma sterilisation processes.

Single Use

Corner and Feet Protectors are single use only.

Storage Conditions

It is recommended that Corner and Feet Protectors are stored under the conditions stated on the label of the box. If this is not possible, they should be prevented from getting wet or from being exposed to high temperatures (>40°C).

Precautions

Corner and Feet Protectors should be stored away from any sources of ignition.

Like any paper product, Corner and Feet Protectors should be handled in such a way as to prevent cuts.

Disposal

Unused Corner and Feet Protectors may be disposed of in the same way that the user normally disposes of paper. It is suitable for recycling in the waste paper stream.

Used Corner and Feet Protectors should be disposed of by considering possible microbial contamination. Users should reference their own procedures in this matter.

How to use Corner and Feet Protectors:


The following instructions apply equally to all variants of Corner and Feet Protectors:

Tuck and Pinch to create a corner for baskets.


Step 1-Fold




Step 2 – Tuck



Step 3 - Pinch



Step 4 Cover Basket Corner



Step 5 – Place around all Basket Corners

